





Liveweight Gain

Once an animal has been weighed (and an ID recorded) more than once, the XR3000 is able to show liveweight gain in a variety of formats. By pressing  then the **W. GAIN** softkey you are given a list of options to choose from:

-  The first is weight gain. Type of weight gain shown can be chosen from a drop down menu. Gain is the total gain since first weighing of animal. Daily and monthly gain is self explanatory. % gains are as a % of the animal's total weight.
-  Days are the number of days since the animal was first entered into the indicator. This is designed to show how many days the animal has been on a feedlot or farm.
-  Predictions can be chosen from a drop down menu and can either be weight at a certain date, or time to reach a certain weight/value. This can be set on live or carcass weight. The carcass weight uses the carcass % which is set in 'setup', **FILEDATA** softkey.

Once you have configured what and how you want to see, tick your selected choices in the setup screen left hand side column.

To change carcass % press 'setup', 'file data' softkey. Enable carcass weight in the top right corner by changing X to tick. Use number keys to set desired carcass %.



World leaders in weighing